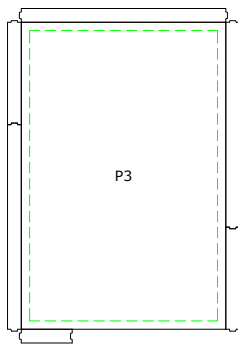
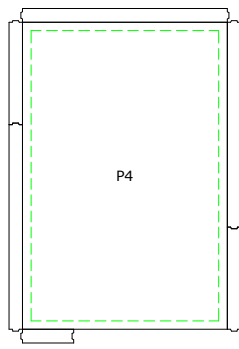


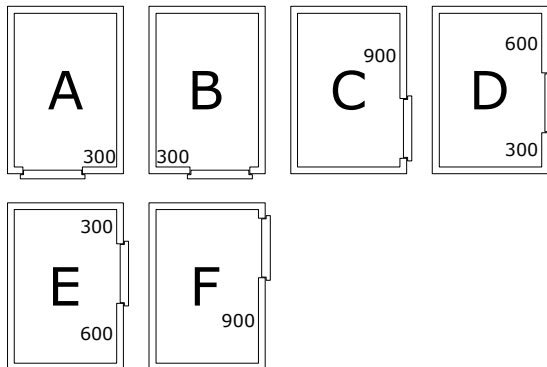
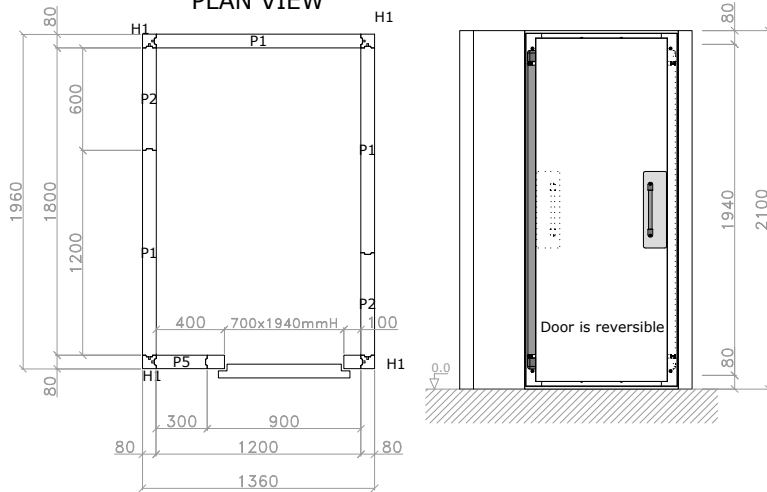
FLOOR



CEILING



PLAN VIEW



P1	MBW08 9A10V/9A10V-20 2100 1200 STD	3 ST
P2	MBW08 9A10V/9A10V-10 2100 0600 STD	2 ST
P3	MBV08 VLS1V/9A10V-22 1800 1200 STD	1 ST
P4	MBP08 9A10V/9A10V-22 1800 1200 STD	1 ST
P5	MBW08 9A10V/9A10V-10 2100 0300 STD	1 ST
H1	M08 2T 2100 150 STD	4 ST