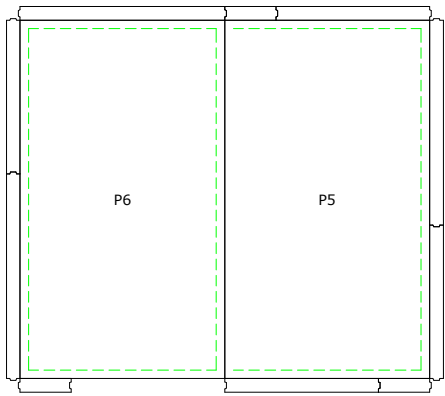
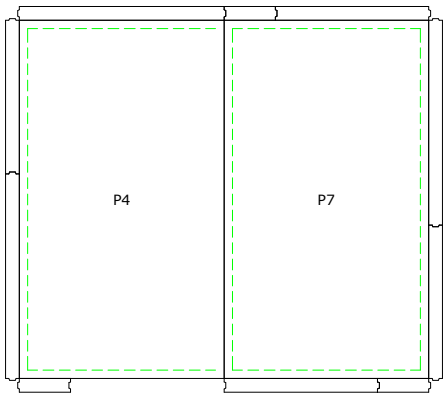


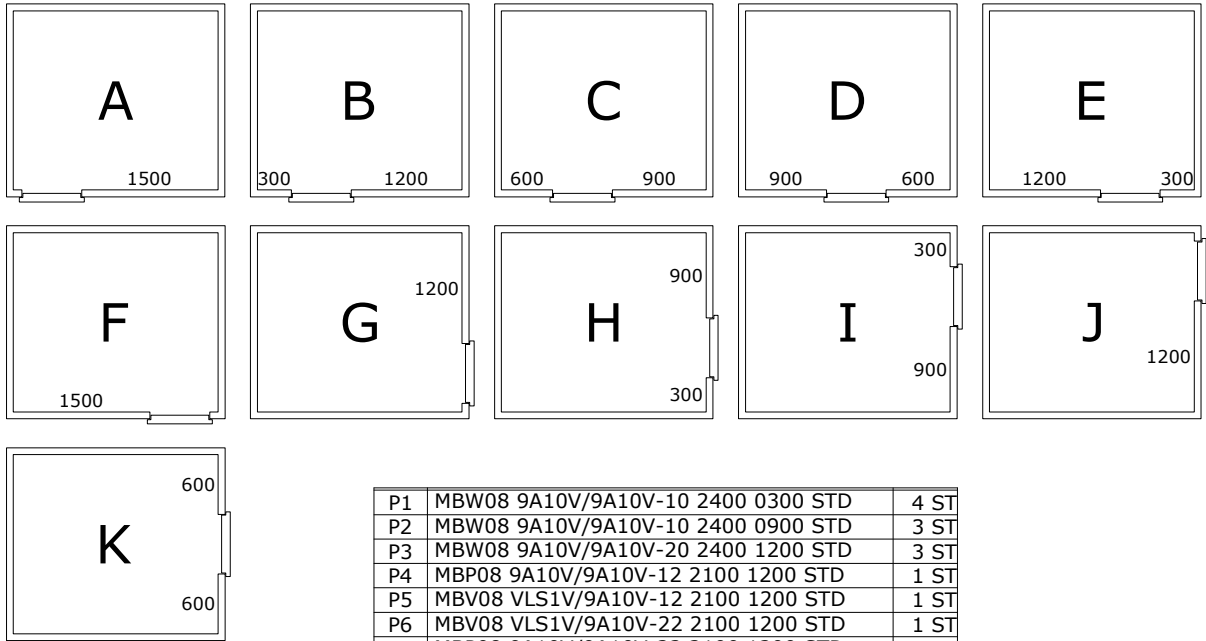
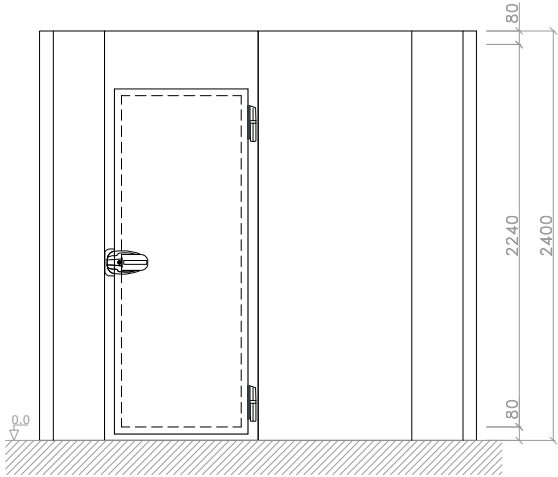
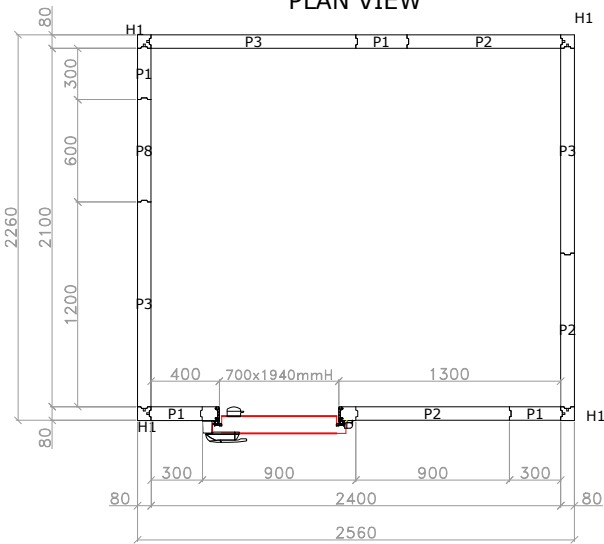
FLOOR



CEILING



PLAN VIEW



P1	MBW08 9A10V/9A10V-10 2400 0300 STD	4 ST
P2	MBW08 9A10V/9A10V-10 2400 0900 STD	3 ST
P3	MBW08 9A10V/9A10V-20 2400 1200 STD	3 ST
P4	MBP08 9A10V/9A10V-12 2100 1200 STD	1 ST
P5	MBV08 VLS1V/9A10V-12 2100 1200 STD	1 ST
P6	MBV08 VLS1V/9A10V-22 2100 1200 STD	1 ST
P7	MBP08 9A10V/9A10V-22 2100 1200 STD	1 ST
P8	MBW08 9A10V/9A10V-10 2400 0600 STD	1 ST
H1	M08 2T 2400 150 STD	4 ST